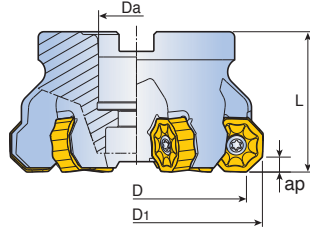
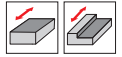


43FW...ON 07



43° 페이스 밀



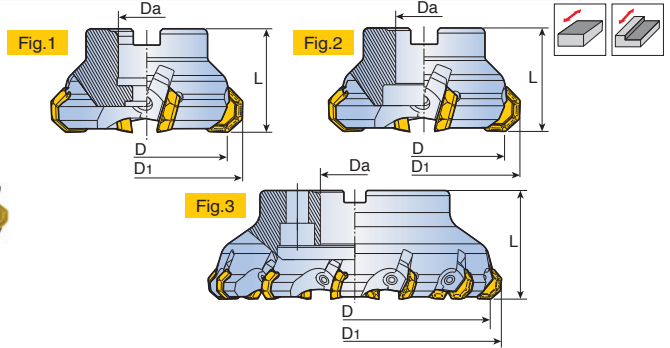
규격	인서트	⊙	치수(mm)					중량(Kg)	장착부 볼트
			D	D1	d	L	ap		
43FW5-D63-22R-ON07	ONMU 070608-M	5	63	75.2	22	50	4	0.72	SH M10 X 1.5 X 30
43FW6-D80-27R-ON07		6	80	92.2	27	50	4	1.15	SH M12 X 1.75 X 35
43FW8-D80-27R-ON07		8	80	92.2	27	50	4	1.2	SH M12 X 1.75 X 35
43FW7-D100-32R-ON07		7	100	112.2	32	60	4	2.46	SH M16 X 2 X 30
43FW10-D100-32R-ON07		10	100	112.2	32	60	4	2.5	SH M16 X 2 X 30
43FW8-D125-40R-ON07		8	125	137.2	40	63	4	3.0	SH M20 X 2.5 X 40
43FW13-D125-40R-ON07		13	125	137.2	40	63	4	3.1	SH M20 X 2.5 X 40
43FW10-D160-40R-ON07		10	160	172.2	40	63	4	5.2	SH M20 X 2.5 X 40
43FW15-D160-40R-ON07		15	160	172.2	40	63	4	5.4	SH M20 X 2.5 X 40

	부품	
	스크류	렌치
	 DS 50C130/HG-TS	 DTTW-20

43F...OF 07



43° 페이스 밀



규격	인서트	⌀	치수(mm)				중량 (Kg)	Fig.	장착부 볼트
			D	D1	d	L			
43F-D63-22-OF07	OFCN 0704 OFCR 0704 OFCR 0704-G	4	63	75.4	22	40	0.5	1	SH M10 X 1.5 X 30
43F-D80-27-OF07		5	80	92.3	27	50	1.2	1	SH M12 X 1.75 X 35
43F-D100-32-OF07		6	100	112.3	32	50	1.8	2	-
43F-D125-40-OF07		8	125	137.7	40	63	3	2	-
43F-D160-40-OF07		10	160	172.3	40	63	4.7	3	-
43F-D200-60-OF07		12	200	212.3	60	63	7	3	-
43F-D80-25.4-OF07		5	80	92.3	25.4	50	1.2	1	SH M12 X 1.75 X 35
43F-D100-31.75-OF07		6	100	112.3	31.75	50	1.8	2	-
43F-D125-38.1-OF07		8	125	137.7	38.1	63	3	2	-
43F-D160-50.8-OF07		10	160	172.3	50.8	63	4.7	3	-

	부품		
	웬지	스크류	렌치
	 DWFO-8Z	 DWS8S	 DTTW-4

항삭용 볼 앤드 밀

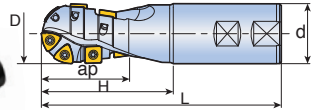


Fig.1

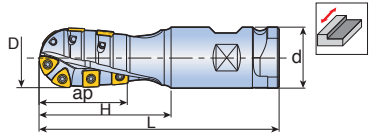


Fig.2

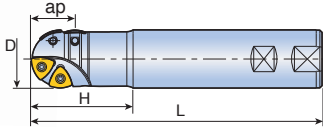


Fig.3

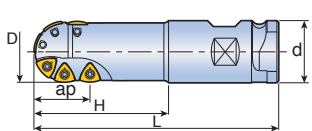
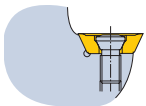


Fig.4

규격	인서트	인서트	치수(mm)					Fig.			
			D	d	ap	L	H				
DRBX02020-W20-L125	2	RBET 20-M	2	SPMT 060304 RBE	20	20	20.5	125	50	1	
DRBX02020-W20-L150					20	20	20.5	150	80	1	
DRBX02020-W25-L200	2	RBET 25-M	2		20	25	20.5	200	100	1	
DRBX02523-W25-L135					25	25	23	135	55	1	
DRBX02523-W25-L170	2	RBET 25-M	2		25	25	23	170	90	1	
DRBX02523-W25-L200					25	25	23	200	100	1	
DRBX03030-W32-L150	2	RBET 30-M	2	SDMT 090308 RBE	30	32	30	150	60	1	
DRBX03030-W32-L200					30	32	30	200	90	1	
DRBX03030-W32-L250	2	RBET 30-M	2		30	32	30	250	100	1	
DRBX03231-W32-L150					32	32	31	150	60	1	
DRBX03231-W32-L200	2	RBET 32-M	2		32	32	31	200	90	1	
DRBX03231-W32-L250					32	32	31	250	100	1	
DRBX04030-W40-L200	4	RBEX 40-M	-	-	40	40	30	200	70	3	
DRBX04041-W40-L150	2	RBEX 40-M	2	SPMT 120408 RBE	40	40	41	150	70	1	
DRBX04041-W40-L200					40	40	41	200	70	1	
DRBX04041-W42-L150					40	42	41	150	70	1	
DRBX04041-W42-L200					40	42	41	200	70	1	
DRBX04041-W42-L250					40	42	41	250	70	1	
DRBX05046-W40-L150					3	RBEX 50-M RBEX 50-MM RBEX 50-MR	2	SPMT 120408 RBE	50	40	46
DRBX05046-W40-L200	50	40	46	200					67	1	
DRBX05046-W42-L150	4	50	42	46			150	67	1		
DRBX05046-50.8CN-L200	6	RBEX 50-M	-	-	50		50.8	46	200	110	4
DRBX05046-50.8CN-L250					50		50.8	46	250	150	4
DRBX05067-W42-L200	3	RBEX 50-M RBEX 50-MM RBEX 50-MR	4	SPMT 120408 RBE	50		42	67	200	110	1
DRBX05067-W42-L250					50	42	67	250	110	1	
DRBX05067-W50-L200					50	50	67	200	110	1	
DRBX05067-50.8CN-L200					50	50.8	67	200	110	2	
DRBX05067-50.8CN-L250					50	50.8	67	250	110	2	
DRBX05056-50.8CN-L200					7	RBEX 50-M RBEX 50-MM RBEX 50-MR	-	-	50	50.8	56
DRBX05056-50.8CN-L250	50	50.8	56	250					150	4	



부품

스크류



렌치



DRBX 020, 025

DS 25055I/HG-TS

DTDW-8

DRBX 030, 032

DS 40D080I-HG-TS

DTDW-15

DRBX 040, 050

DS 50A105I-TS

DTDW-20